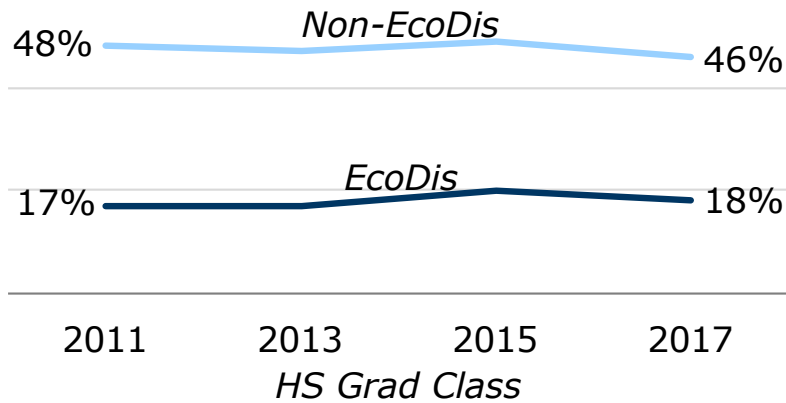


Significant Proficiency Gaps Exist in Statewide NAEP 4th Grade Reading Results

Texas 4th Grade Reading National Assessment of Educational Progress, % of Students Scoring at or Above "Proficient" Standard, 2011-2017

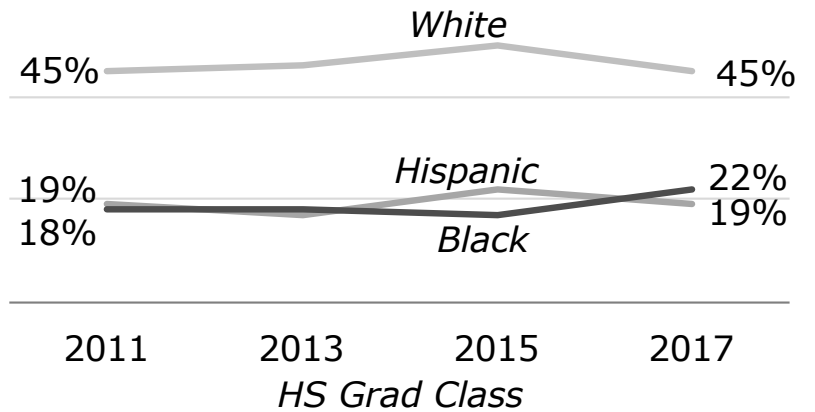
Income



2011 2013 2015 2017
HS Grad Class

31% **Income-Based Gap** **28%**

Race



2011 2013 2015 2017
HS Grad Class

26% **Hispanic-White Gap** **26%**

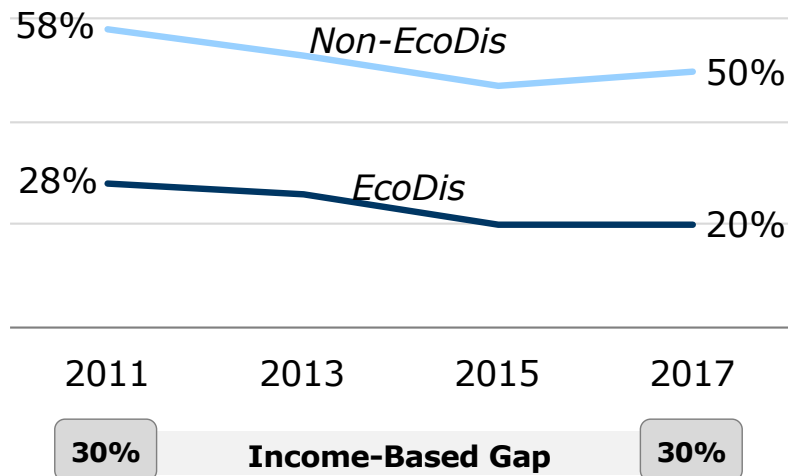
27% **Black-White Gap** **23%**

Source: National Center for Educational Statistics (NCES) NAEP results, 2011-2017

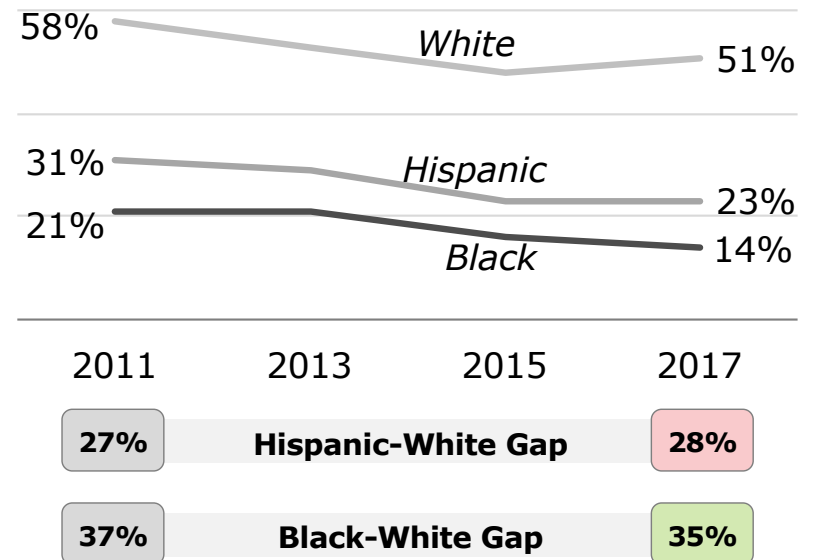
Proficiency Gaps in the NAEP 8th Grade Math Assessment Persist in Texas

Texas 8th Grade Math National Assessment of Educational Progress, % of Students Scoring at or Above "Proficient" Standard, 2011-2017

Income



Race



Source: National Center for Educational Statistics (NCES) NAEP results, 2011-2017