

Agenda for Today, 9/14

LUNCH AND NETWORKING 12:30 – 1:00

WELCOME 1:00 – 1:30

- Welcome to Commit- Bridget Worley
- Dallas County Promise - Travis Hill
- Early Matters Dallas - Chelsea Jeffery

STAAR AND ACCOUNTABILITY 1:30 – 2:30

- STAAR Analytics, Dashboard, and Insights - Dave Rardon
- Accountability - Reports and Dashboards - Dash Weerasinghe
 - Review slides and dashboards available
 - What additional reports may be useful?

FUTURE PLANNING 23-24 SCHEDULE 2:30 – 3:00

- Feedback on Data Council Work - Leah Ballard
- Topics for Future Discussion - Leah Ballard
- Meeting Date and Format - Leah Ballard



Dallas County District Data Advisory Council

Thursday, September 14, 2023

Objectives for Today

During our time today, we hope to accomplish:



Opportunity to Network with Your Peers



Dallas County Promise and Early Matters Dallas

Insight on two major initiatives



Data Resources and Partnership

Opportunity to share and collaborate on developing data resources





bit.ly/45P6ZBJ

Agenda for Today

LUNCH AND NETWORKING 12:30 – 1:00

❑ WELCOME 1:00 – 1:30

- ❑ Welcome to Commit- Bridget Worley
- ❑ Dallas County Promise - Travis Hill
- ❑ Early Matters Dallas - Chelsea Jeffery

❑ STAAR AND ACCOUNTABILITY 1:30 – 2:30

- ❑ STAAR Analytics, Dashboard, and Insights - Dave Rardon
- ❑ Accountability - Reports and Dashboards - Dash Weerasinghe
 - ❑ Review slides and dashboards available
 - ❑ What additional reports may be useful?

❑ FUTURE PLANNING 23-24 SCHEDULE 2:30 – 3:00

- ❑ Feedback on Data Council Work - Leah Ballard
- ❑ Topics for Future Discussion - Leah Ballard
- ❑ Meeting Date and Format - Leah Ballard



Program Overview

Travis Hill

Director of College and Career Readiness



What is Dallas County Promise?

More than a last-dollar tuition grant.


Dallas County Promise is a **coalition** of school districts, higher ed institutions, and community-based organizations formed to **support students** in pursuing their best fit postsecondary pathway aligned with a living-wage career.


The financial opportunity is a **last-dollar** grant that covers **tuition** (cost of classes) at partner colleges and offers **dedicated supports** for Dallas County high school graduates from participating campuses, with options for Texas residents regardless of citizenship status!



Promise Partner Colleges & Universities

Graduating high school seniors can apply for a last-dollar tuition grant at these partner colleges and universities.





Student Supports

What are we learning from students?



Why Promise?



YEARLONG STUDENT SUPPORTS

All students who complete the Promise Path receive dedicated supports throughout the school year and beyond, regardless of whether they enroll in a Promise Partner college or university. From completing financial aid to navigating the enrollment process and everything in between, the Promise Team is here for you.



REMINDERS, RESOURCES, AND INFORMATION

All students who complete the Promise Path receive access to texts and emails about important events, resources, and deadlines throughout the school year, both in English and Spanish. Parents can also opt in to receive the same messages. Monthly, bilingual information sessions and direct access to Promise Partner colleges and universities mean students a line of communication to the information they need.



INTENTIONAL ADVISING

All students who complete the Promise Path provide on-campus college and career advisors unique insights into the possible future plans for those students. With this information, better plans can be made and more intentional advising can help guide students to the path that works best for them. Also, it doesn't hurt that students who complete the Promise Path are eligible to receive fun incentives like graduation cords!



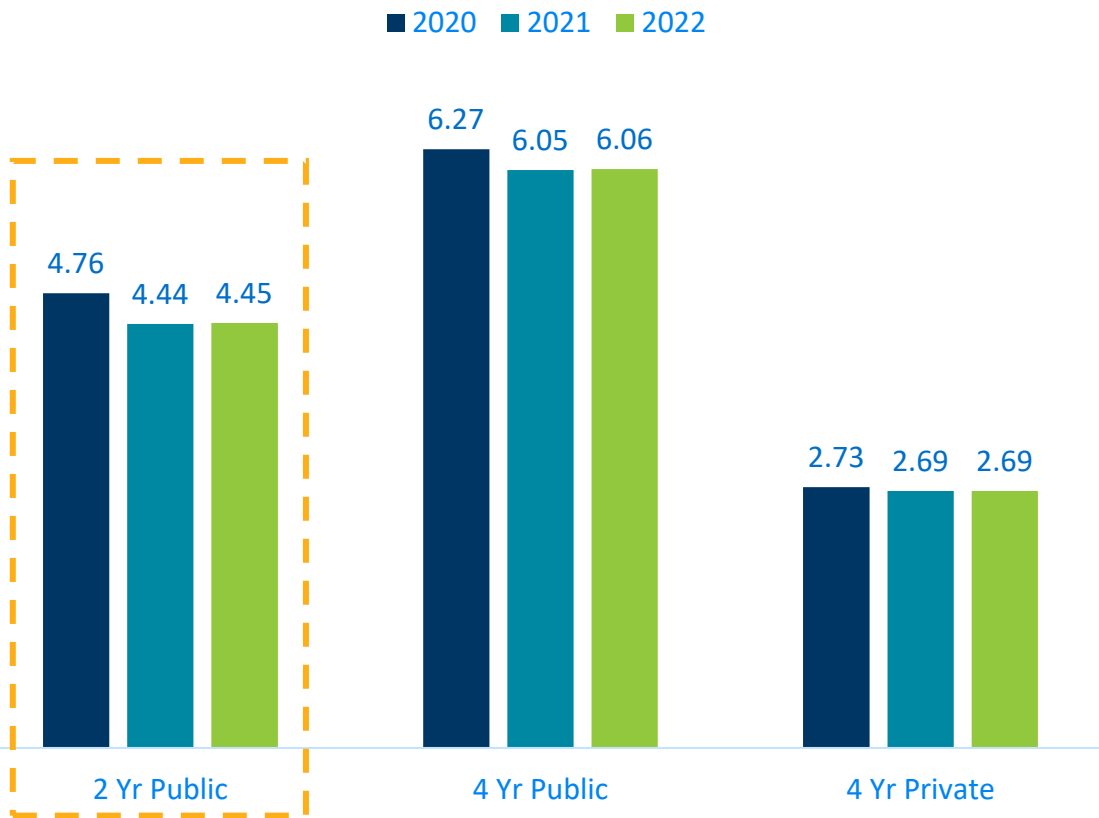
LAST-DOLLAR TUITION GRANT

All students who complete the Promise Path, apply to Promise Partner colleges or universities, complete their financial aid application (FAFSA/TASFA), gain admittance and submit all necessary documents to the Promise Partner institution, are Texas residents, and do so by the Promise Partner deadline are eligible to have the remaining balance of their tuition (the cost of classes) covered after all federal, state, and university grants and scholarships have been applied. There is no obligation to attend a Promise Partner college or university. The Promise Team wants what is best for your path!

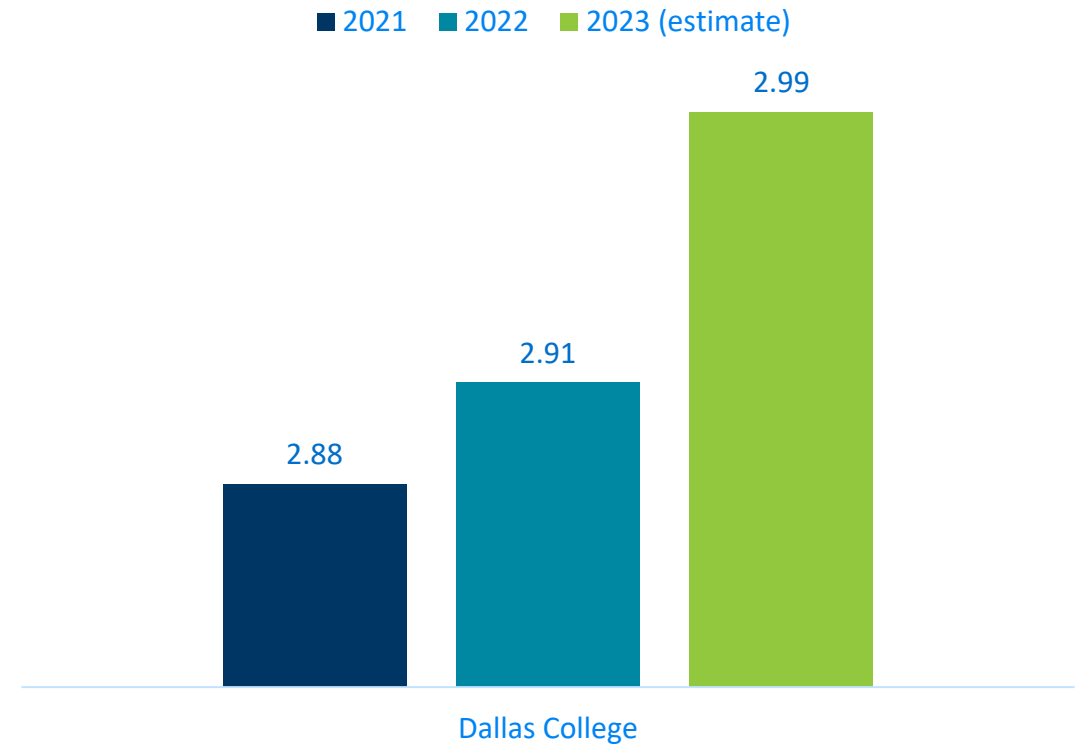


Promise-Eligible Students are Enrolling in 2-Year Institutions at Increasing Rates

2020-2022 National Enrollment per Million



2021-2023 Promise Partner Enrollment per Thousand

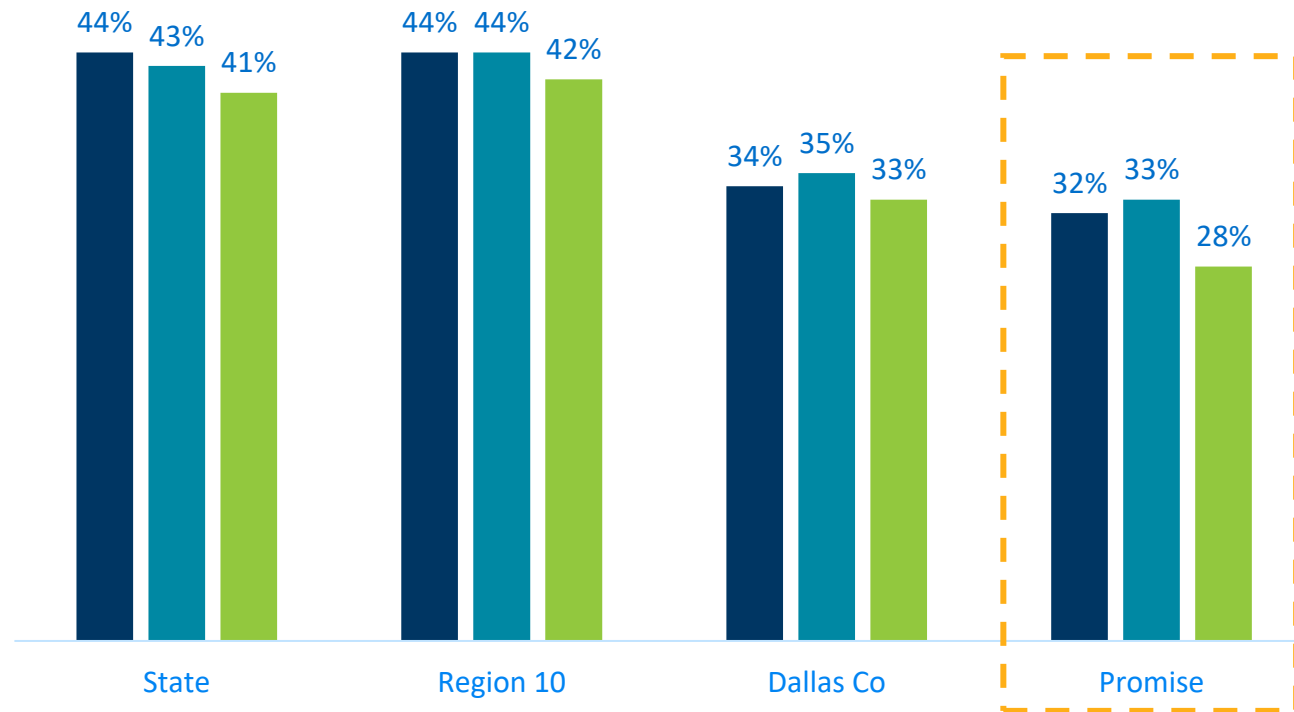


Source: National Student Clearinghouse, 2023, Promise Partner Institutions. 2023 NSC Data unreleased yet. Promise Enrollment does not include non-Promise Partners

TSI-Readiness is Lower Across Dallas County and Promise Partner Districts than the Region

TSI-Readiness Status

■ 2020 ■ 2021 ■ 2022



Source: 2019-2022 TAPR, TEA. TSI-Readiness includes SAT/ACT/TSIA2 and College Prep Course

- What are districts actively doing to proactively impact TSI-Readiness?
- What test prep services are being provided and how are they being implemented (via curriculum, external programming, etc.)?
- What system barriers are in place across districts that unintentionally present inequity concerns for testing?
- How are districts tracking data to better inform future practices?

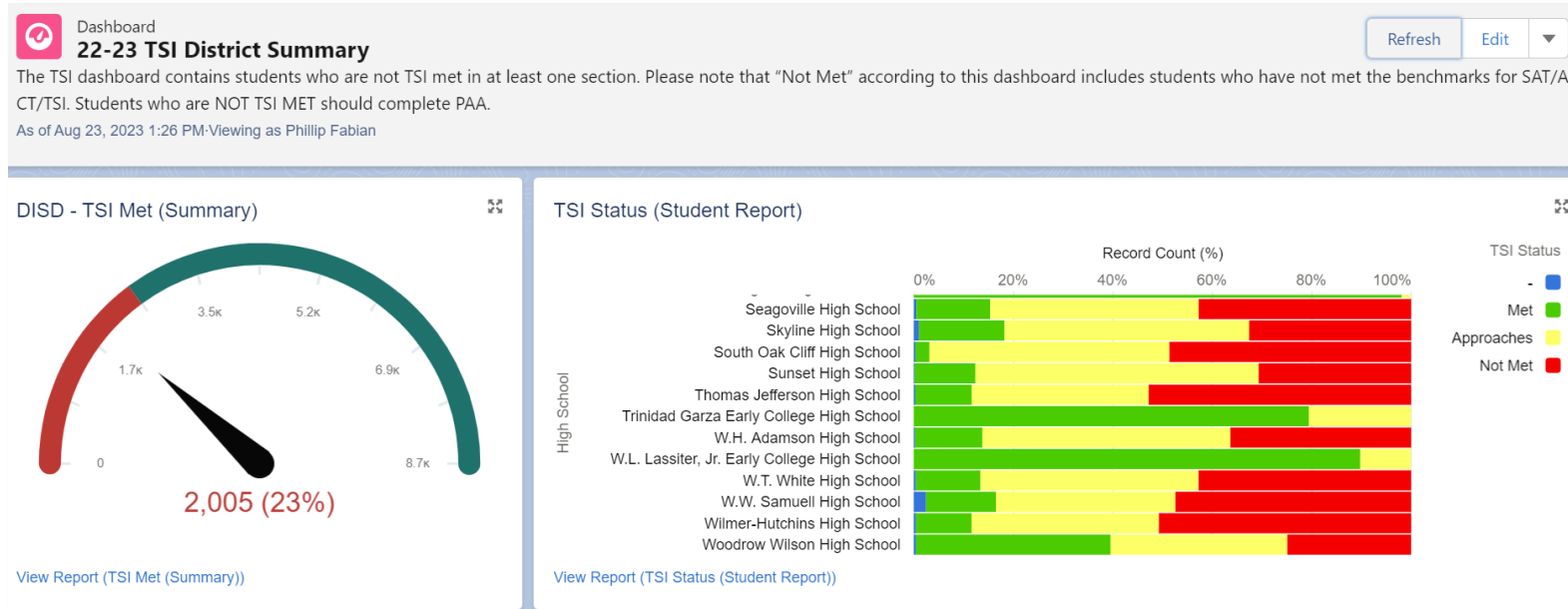


TSI-Status District Dashboards

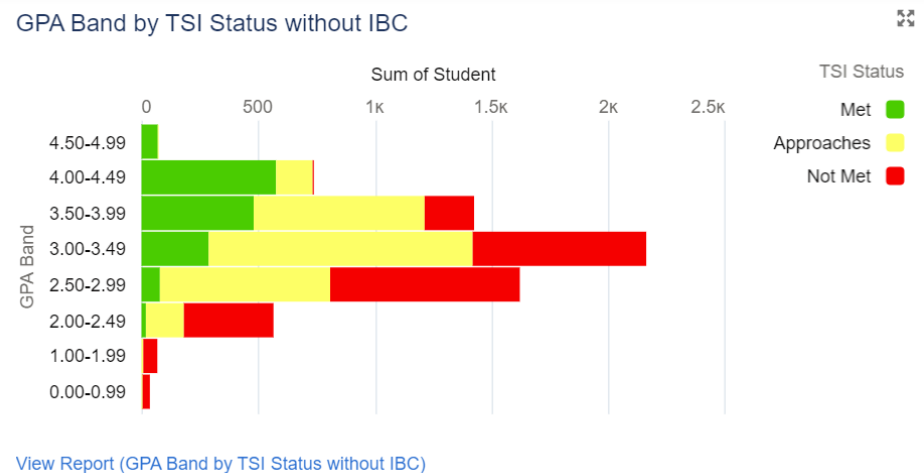
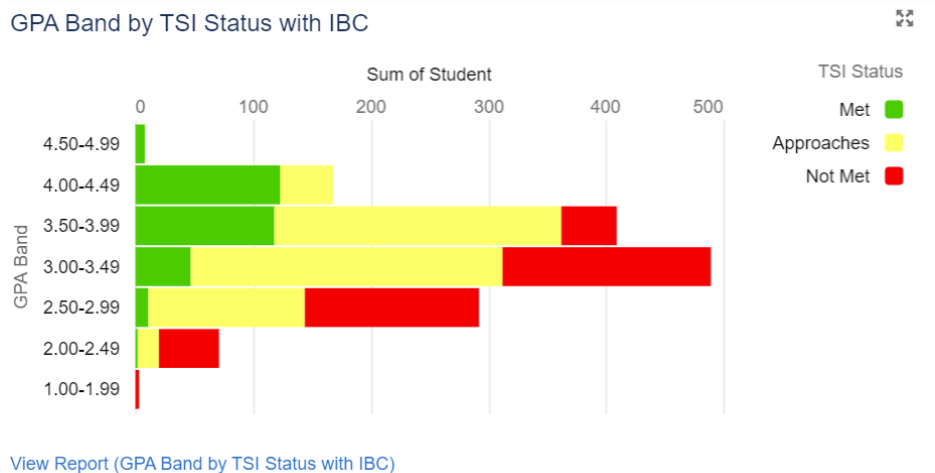
How can we better provide real-time access to TSI-readiness throughout the year?



Integrating real-time TSI-readiness data with Promise CM Dashboard



With our data sharing agreements, districts can see real-time TSI-readiness data (across TSIA, SAT, and ACT) to better identify the readiness needs of students.





Early Matters Dallas - EMD

Thursday, September 14, 2023

Early Matters Dallas is Commit's early childhood coalition focusing on birth to 3rd grade



Access to Quality Childcare:

Increase the number of high-quality childcare seats in Dallas County

- More parents able to work, reducing child poverty
- More students ready for PK and K
- More Pre-K Partnership Seats

Enrollment in High Quality Pre-K:

Increase the number of eligible 3 and 4YO's enrolled in public pre-k

- 70% of eligible students who attend PK in Dallas County are Kindergarten Ready (compared to 40% who don't attend)

Students Enter Kindergarten Ready to Learn:

Increase the percentage of students meeting Kindergarten readiness standards

- 3x more likely to be reading on grade level in 3rd grade if Kindergarten Ready

Students Reading Proficiently by 3rd Grade:

Increase the percentage of students at the "meets" level of STAAR 3rd grade reading

- 4x less likely to drop out of high school

Over the past 8 years, EMD has supported your districts through two key initiatives

PreKDFW Regional Enrollment Campaign



Common Website



TV & Radio



Print Media



Social Media



Grassroots Initiative



Digital Geotargeting



Cross-District Collaboration



K-3 Early Literacy Supports



Comprehensive Literacy Vision and Strategic Plan



Assessment, Data Collection, & Use



High Quality Instructional Materials



Family & Community Engagement



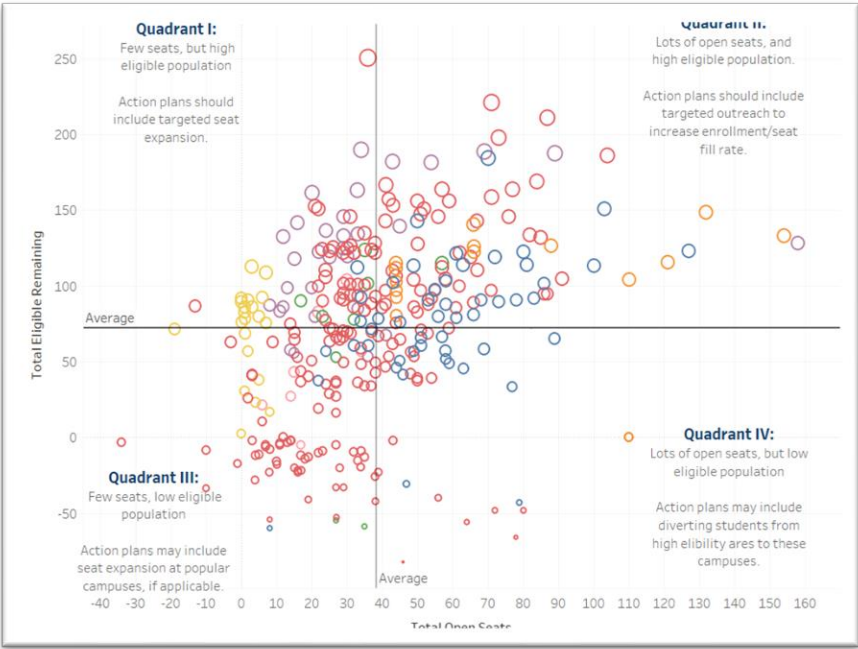
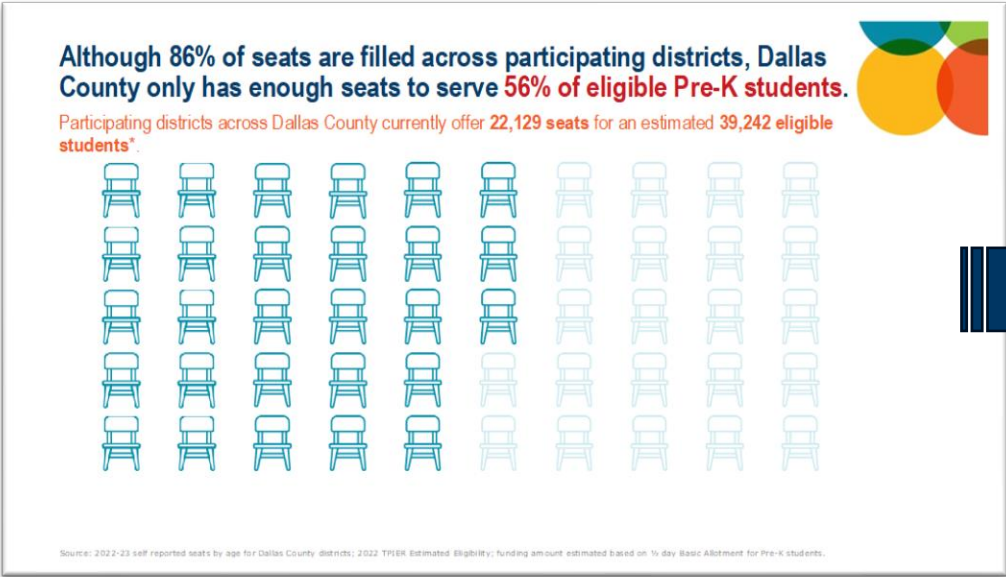
Professional Learning & Job Embedded Support



Leadership: Supporting District & Campus Based Leaders

The data provided by your teams has allowed us to support your district with more targeted strategies

Example: Pre-K Campus Action Charts



Each district has been provided with their own dashboard to identify strategic next steps by campus for PK enrollment



What is our STAAR and Accountability story?

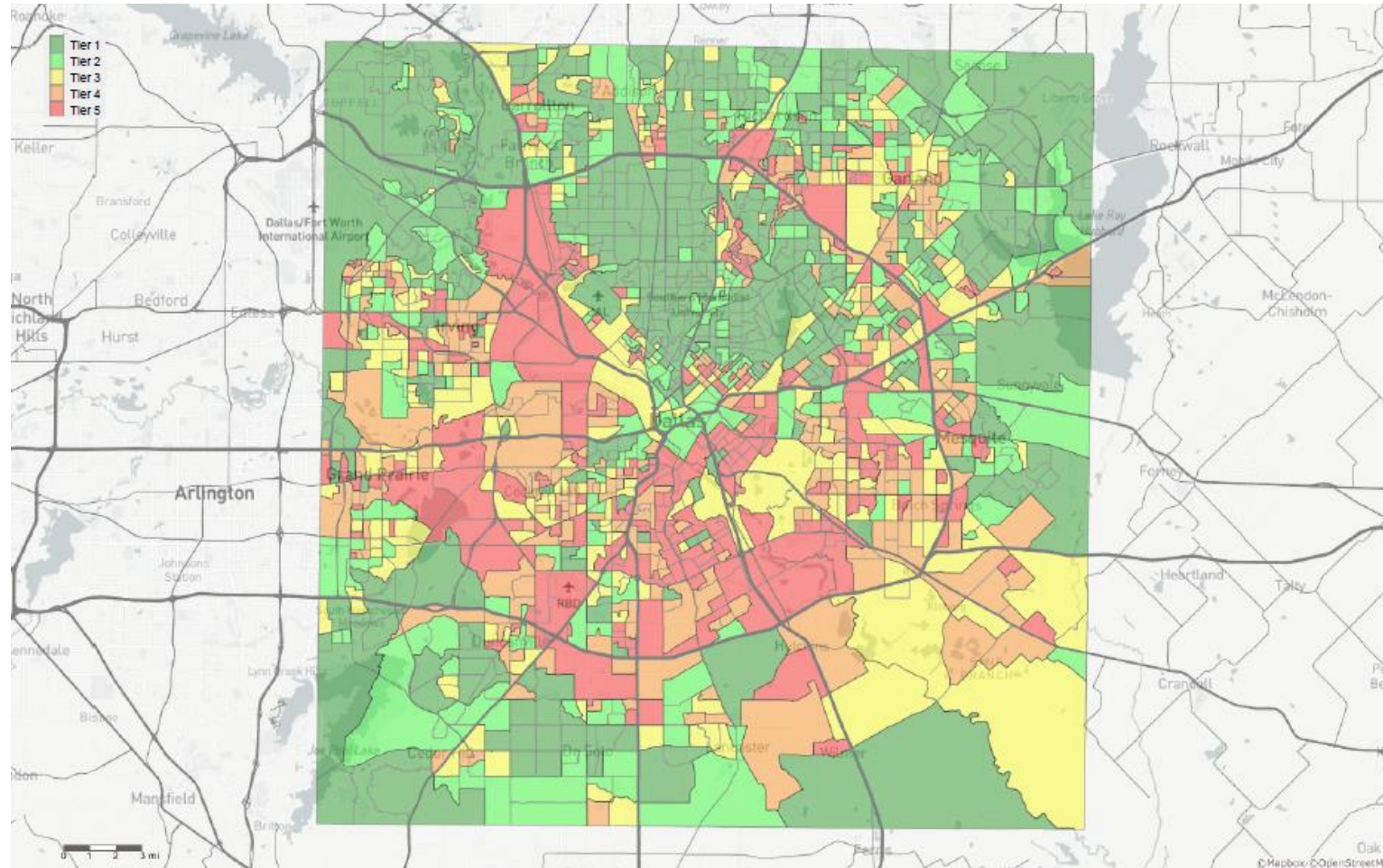
How can Commit collaborate on developing the story at the state, county, district, and campus level?

When evaluating district and performance, what should we know to understand context?

- Each district's and campus' relative poverty concentration versus the county and the state
- Growth in STAAR achievement, particularly compared to pre-pandemic levels
- A-F campus ratings pre- and post-pandemic
- Comparison of STAAR gains and Accountability – Impact of Cut-score Changes
- CCMR comparison at percent attaining rather than letter grade

**To narrate your own story, how can
Commit support your district?**

The map of Dallas County Block Groups by SCE Allotment Tiers highlights concentrated areas of poverty in portions of the county

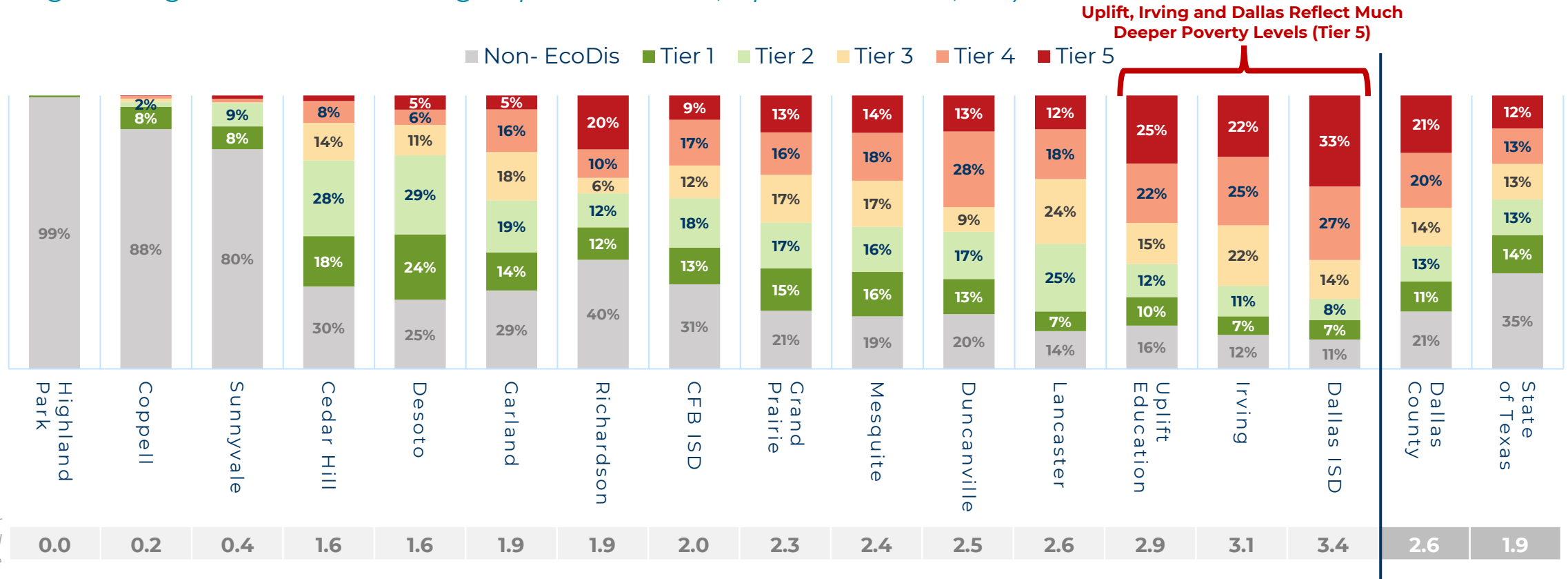


- Tier 5
- Tier 4
- Tier 3
- Tier 2
- Tier 1

There are vast differences in the concentration of economic disadvantage by district in Dallas County and Texas

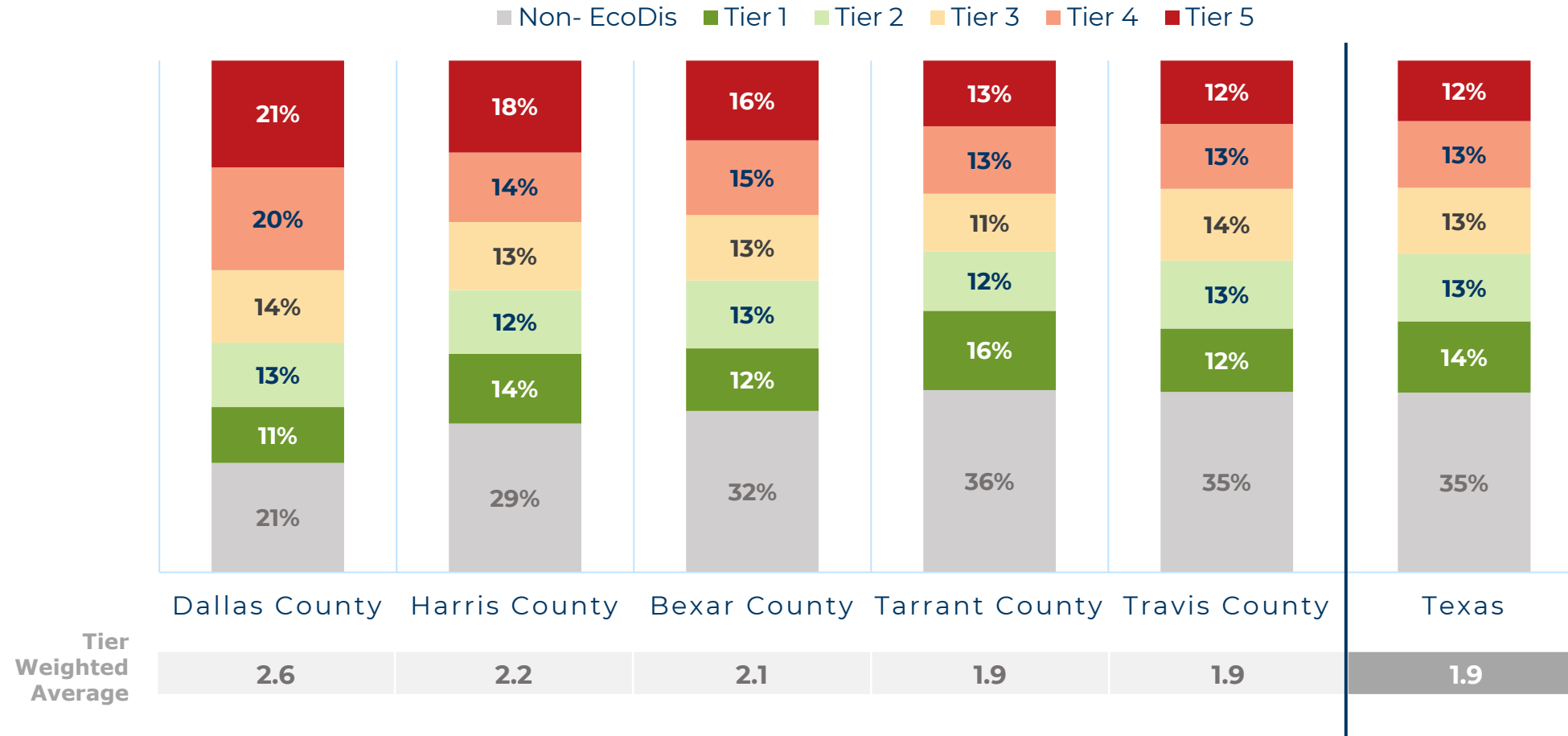
Districts with the same overall level of economic disadvantage can have 2x to 3x more students residing in census tracts with the most concentrated levels of poverty (tier 5)

Dallas County Distribution of Student Enrollment by Census Block Group Tiers, 2021-22
(Weighted Avg. Tier Calculation Assign 5 points for Tier 5, 4 points for Tier 4, etc.)



Source: TEA, Census Block Group Tier Mapping for 2022 State Funding; TEA PIR for EcoDis Student Enrollment by Campus by Census Block Group; Results based upon PIR reported block group campus enrollment counts for EcoDis and Non-EcoDis students, percentages may differ slightly from aggregate sources; data includes estimates for any missing or masked values representing small populations.

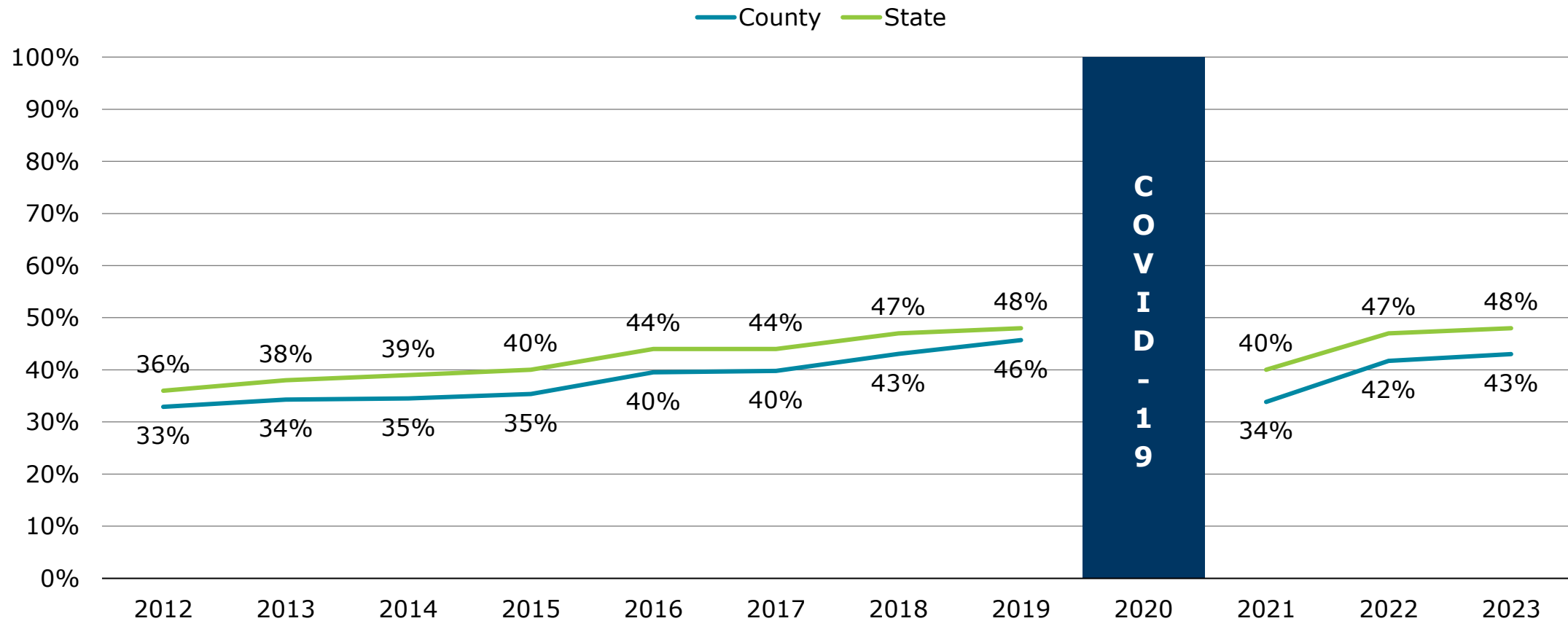
With 21% of EcoDis students living in Tier 4 & 5 neighborhoods, Dallas County stands out amount other urban counties statewide with a higher concentration of poverty



Source: TEA, Census Block Group Tier Mapping for 2022 State Funding; TEA PIR for EcoDis Student Enrollment by Campus by Census Block Group; Results based upon PIR reported block group campus enrollment counts for EcoDis and Non-EcoDis students, percentages may differ slightly from aggregate sources; data includes estimates for any missing or masked values representing small populations.

Despite its concentrated poverty, Dallas County has increased STAAR proficiency across all grades & subjects by 10 percentage points since 2012, but has not yet recovered to pre-pandemic levels

Achievement Proficiency Across All Grades and Subjects at “Meets” Standard on STAAR



STAAR Dashboards

- ❑ [Dallas County STAAR Results, 2023](#)
- ❑ [STAAR Data - Build Your Own Graph](#)
- ❑ [STAAR Comparison Tool](#)

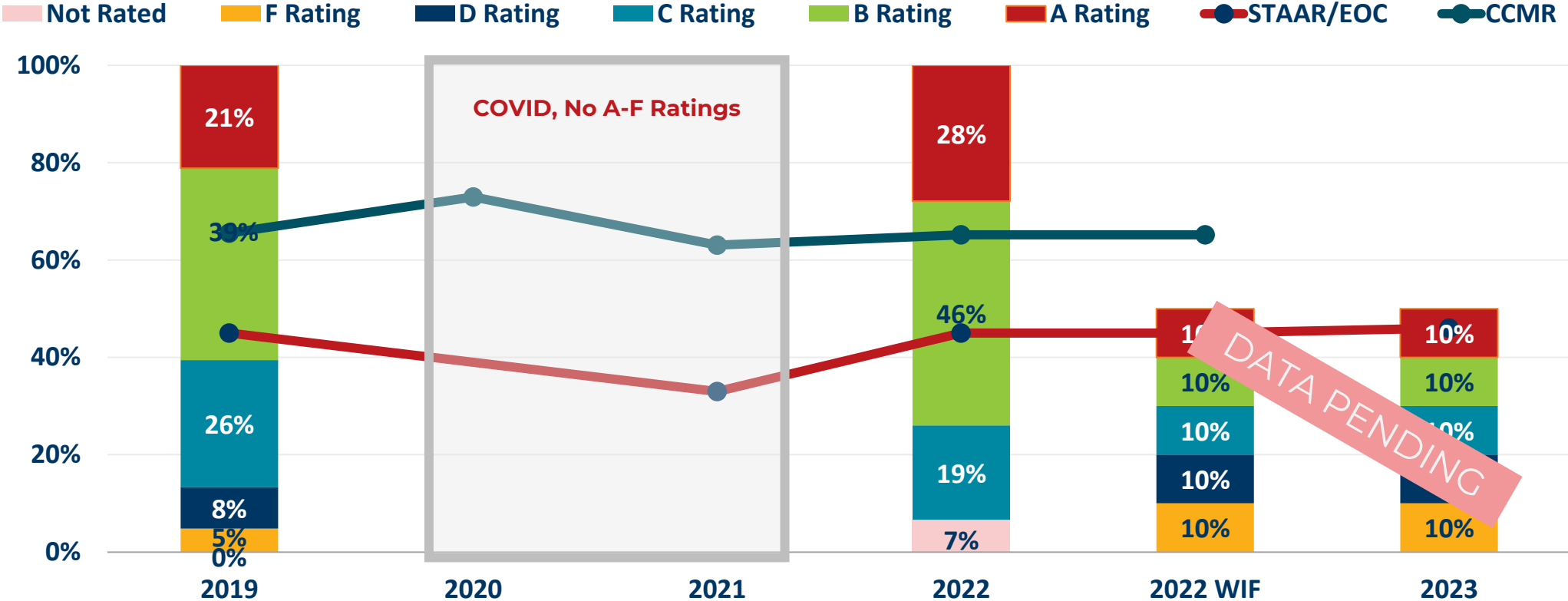
1. Review these dashboards
2. Suggestions for improvements
3. Can these be customized for your district?



Feedback: bit.ly/45P6ZBJ

Campus Rating Distributions from 2019 to 2023: What is the relationship between Campus Ratings, STAAR Growth (2A), Meets Rates, and CCMR?

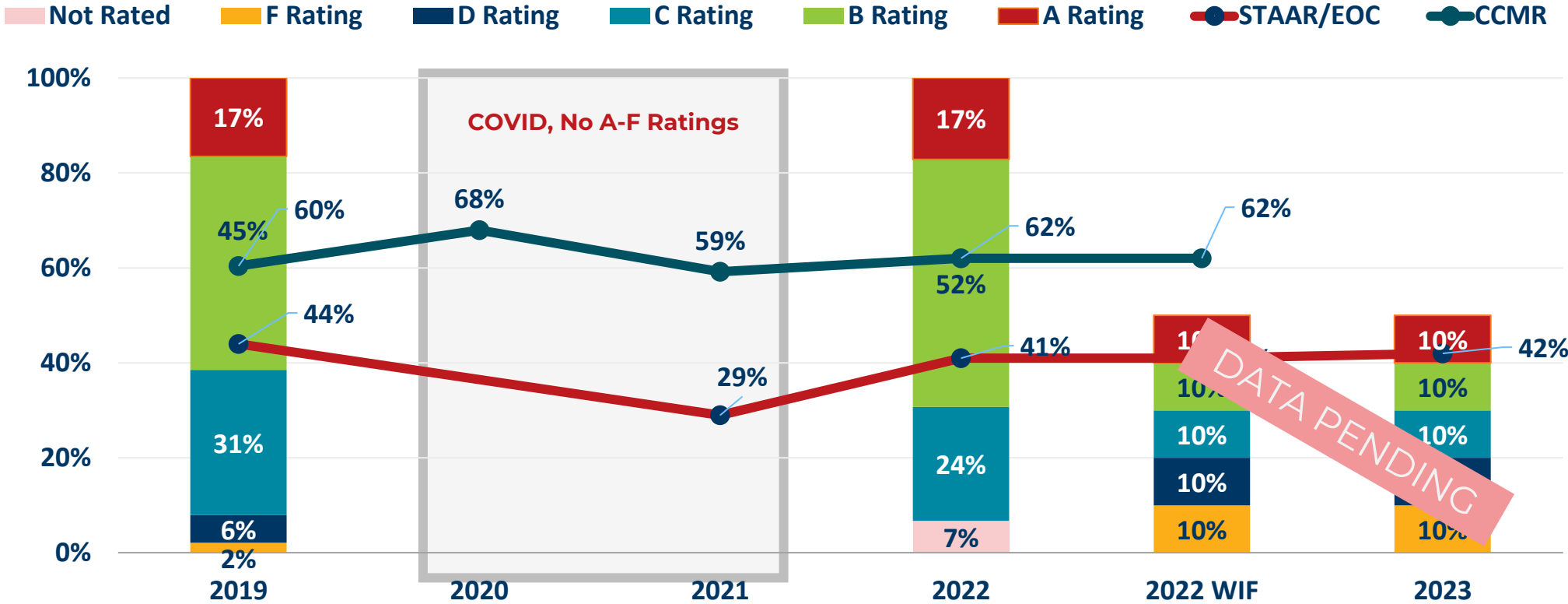
Texas Campus Accountability Rating Distribution, STAAR/EOC Meets Performance (All Grades, All Subjects) and CCMR Rate



Source: 2019-2023 TEA Accountability Reports, TEA STAAR Aggregate Reports, TEA TAPR Reports

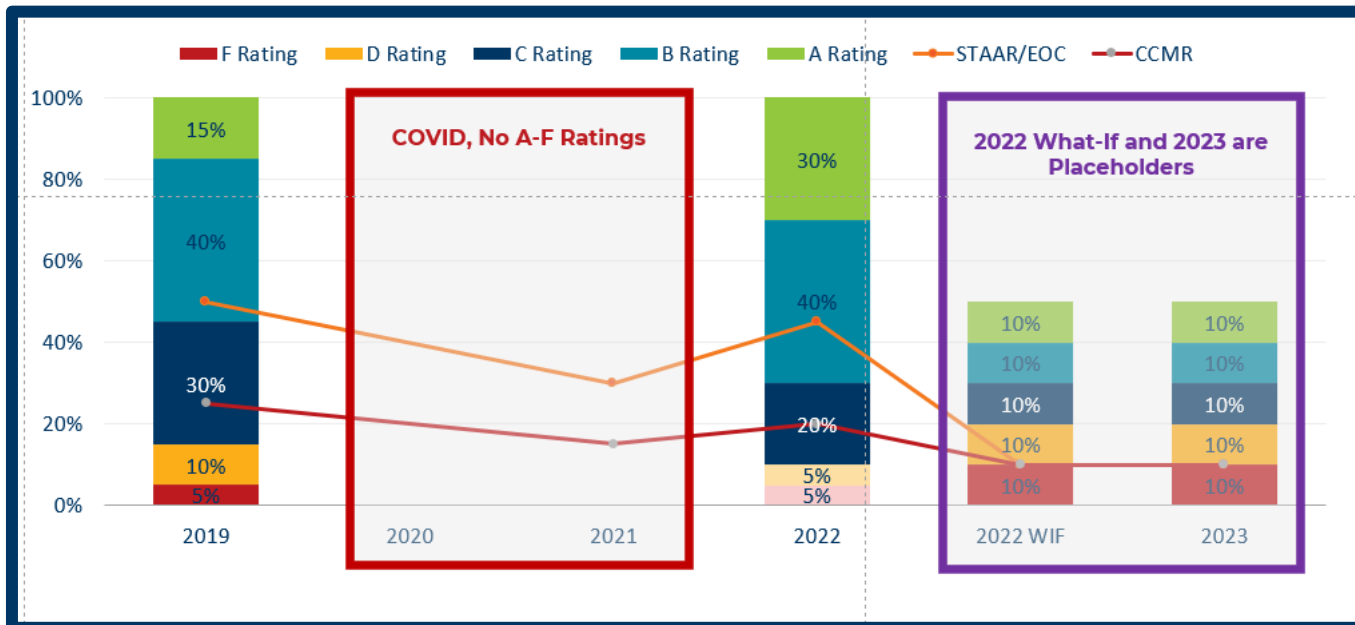
Campus Rating Distributions from 2019 to 2023: What is the relationship between Campus Ratings, STAAR Growth (2A), Meets Rates, and CCMR?

Dallas County Campus Accountability Rating Distribution, STAAR/EOC Meets Performance (All Grades, All Subjects), and CCMR Rate



Source: 2019-2023 TEA Accountability Reports, TEA STAAR Aggregate Reports, TEA TAPR Reports

STAAR Accountability Dashboards



What dashboards specific for your district can be important?



Feedback: bit.ly/45P6ZBJ

Accountability Dashboards and ...

- ❑ [Accountability Ratings Hope Chart](#)
- ❑ [Dallas County: A-F District Comparison](#)
- ❑ [Accountability Matrix - Variable Axes](#)
- ❑ [Teacher Tenure, Salary, & Experience Analysis](#)
- ❑ [Texas Enrollment Dashboard](#)

1. Review these dashboards
2. Suggestions for improvements
3. Can these be customized for your district?



Feedback: bit.ly/45P6ZBJ

Future Planning

23-24 Data Council Convenings

Future Planning 23-24 Data Council Convenings

- ❑ Feedback on Data Council Work
- ❑ Topics for Future Discussion



bit.ly/45P6ZBJ

Meeting Date and Format

23-24 Data Council Convenings

- ❑ **Winter Meeting**
 - November 7th or November 16th
 - Virtual or In-person
- ❑ **Spring Meeting**
 - March 6th or March 19th
 - Virtual or In-person
- ❑ **Summer Meeting**
 - July 18th or July 25th
 - Virtual or In-person
- ❑ **24-25 Fall Meeting**
 - September 5th or September 18th
 - Virtual or In-person



bit.ly/45P6ZBJ